







# Cornwall-Lebanon School District Curriculum Overview

## High School – Art Foundation

length of time in weeks	Concepts & Competencies	Common Assessments	Academic Standards for the Arts and Humanities
Unit 1  1	<p style="text-align: center;"><b><u>Elements and Principles of Art</u></b></p> <p>Students will learn, identify, and apply the elements and principles of art. These are the foundational terms for all types of art. This unit provides an overview while each of the following units goes into more detail for each term/concept.</p>	<ul style="list-style-type: none"> <li>➤ Vocabulary Quiz</li> <li>➤ Original Artwork</li> <li>➤ Written Reflection</li> </ul>	9.1.12.A, B, C, E, G, H, J 9.2.12.A, C, G 9.3.12.A
Unit 2  2	<p style="text-align: center;"><b><u>Line/Shape</u></b></p> <p>Students will learn, identify, and apply various types of lines and shapes. Lines and shapes are the foundation of drawing and other forms of art. It is important for students to practice forming shapes and altering lines to improve basic art skills.</p>	<ul style="list-style-type: none"> <li>➤ Sketchbook Activities</li> <li>➤ Original Artwork</li> <li>➤ Written Reflection</li> </ul>	9.1.12.A, B, C, E, G, H, J 9.2.12.A, C, G 9.3.12.A
Unit 3  2	<p style="text-align: center;"><b><u>Value</u></b></p> <p>Students will learn, identify, and apply value. Value is the light, middle, and dark tones of any color or neutral. This is where students learn to shade objects so they look more dimensional.</p>	<ul style="list-style-type: none"> <li>➤ Sketchbook Activities</li> <li>➤ Original Artwork</li> <li>➤ Written Reflection</li> <li>➤ Unit 2 and 3 Quiz</li> </ul>	9.1.12.A, B, C, E, G, H, J 9.2.12.A, C, G 9.3.12.A
Unit 4  2	<p style="text-align: center;"><b><u>Color</u></b></p> <p>Students will learn, identify, and apply important color schemes. Color is a complex topic. In this unit, students will learn how to mix colors and work with them in various combinations.</p>	<ul style="list-style-type: none"> <li>➤ Sketchbook Activities</li> <li>➤ Original Artwork</li> <li>➤ Written Reflection</li> </ul>	9.1.12.A, B, C, E, G, H, J 9.2.12.A, C, G 9.3.12.A
Unit 5  2	<p style="text-align: center;"><b><u>Form/Texture</u></b></p> <p>Students will learn, identify, and apply various types of form and texture. Form relates to three-dimensional objects. Texture is the way a surface looks and/or feels...the tactile quality of an object.</p>	<ul style="list-style-type: none"> <li>➤ Sketchbook Activities</li> <li>➤ Unit 4 and 5 Quiz</li> <li>➤ MP Exam: Original Artwork</li> <li>➤ Written Reflection</li> </ul>	9.1.12.A, B, C, E, G, H, J 9.2.12.A, C, G 9.3.12.A
Unit 6  2	<p style="text-align: center;"><b><u>Space</u></b></p> <p>Students will learn, identify, and apply various techniques for showing space, or depth within an artwork. Emphasis in this unit will be on perspective drawing.</p>	<ul style="list-style-type: none"> <li>➤ Sketchbook Activities</li> <li>➤ Original Artwork</li> <li>➤ Written Reflection</li> <li>➤ Unit 6 Quiz</li> </ul>	9.1.12.A, B, C, E, G, H, J 9.2.12.A, C, G 9.3.12.A

Unit 7	2	<p><b><u>Balance / Rhythm / Movement</u></b></p> <p>Students will learn, identify, and apply balance, rhythm, and movement. Artists use and manipulate these principles of design to organize the composition of an artwork.</p>	<ul style="list-style-type: none"> <li>➤ Sketchbook Activities</li> <li>➤ Original Artwork</li> <li>➤ Written Reflection</li> </ul>	<p>9.1.12.A, B, C, E, G, H, J</p> <p>9.2.12.A, C, G</p> <p>9.3.12.A</p>
Unit 8	1	<p><b><u>Contrast / Emphasis</u></b></p> <p>Students will learn, identify, and apply contrast and emphasis. Contrast and emphasis help to bring attention to certain parts of an artwork.</p>	<ul style="list-style-type: none"> <li>➤ Original Artwork</li> <li>➤ Written Reflection</li> <li>➤ Unit 7 and 8 Quiz</li> </ul>	<p>9.1.12.A, B, C, E, G, H, J</p> <p>9.2.12.A, C, G</p> <p>9.3.12.A</p>
Unit 9	2	<p><b><u>Pattern / Unity</u></b></p> <p>Students will learn, identify, and apply pattern and unity. Pattern is usually a decorative technique, while unity helps to pull everything in an artwork together.</p>	<ul style="list-style-type: none"> <li>➤ Sketchbook Activities</li> <li>➤ Original Artwork</li> <li>➤ Written Reflection</li> </ul>	<p>9.1.12.A, B, C, E, G, H, J</p> <p>9.2.12.A, C, G</p> <p>9.3.12.A</p>
Unit 10	2	<p><b><u>Facial and Figure Proportions</u></b></p> <p>Students will learn, identify, and apply accurate facial and figure proportions. The goal of this unit is for students to draw or paint facial features and parts of the body in the correct size and location.</p>	<ul style="list-style-type: none"> <li>➤ Sketchbook Activities</li> <li>➤ Unit 9 and 10 Quiz</li> <li>➤ Written Reflection</li> <li>➤ MP Exam: Original Artwork</li> </ul>	<p>9.1.12.A, B, C, E, G, H, J</p> <p>9.2.12.A, C, G</p> <p>9.3.12.A</p>