







# Cornwall-Lebanon School District Curriculum Overview

## Tech Seminar – 9<sup>th</sup> – 12<sup>th</sup> Grade

 length of time in weeks	Concepts & Competencies	Common Assessments	Academic Standards (PA Core if applicable)
Unit 1  2	<u><b>Construction Design/ Structures</b></u> Use steps of the problem solving method Use appropriate design techniques Assemble final prototype/ product	➤ Design activities	xxxxxxxx
Unit 2  2	<u><b>Cardboard Chair</b></u> Use steps of the problem solving method Use appropriate design techniques Assemble final prototype/ product	➤ Cardboard chair prototype	xxxxxxxx
Unit 3  3	<u><b>PVC Vehicle Challenge</b></u> Use steps of the problem solving method Use appropriate design techniques Assemble final prototype/ product	➤ Pvc design project	xxxxxxxx
Unit 4  2	<u><b>Gyro coppter</b></u> Use steps of the problem solving method Use appropriate design techniques Assemble final prototype/ product	➤ Timed trial	xxxxxxxx
Unit 5  2	<u><b>Pulley's &amp; Gears</b></u> Use steps of the problem solving method Use appropriate design techniques Assemble final prototype/ product	➤ Tractor pull	xxxxxxxx

Unit 6 <div style="border: 1px solid red; border-radius: 50%; width: 20px; height: 20px; display: flex; align-items: center; justify-content: center; margin: 5px auto;">2</div>	<p style="text-align: center;"><b><u>Mouse Trap Car</u></b></p> Use steps of the problem solving method Use appropriate design techniques Assemble final prototype/ product	➤ Car prototype	xxxxxxx
Unit 7 <div style="border: 1px solid red; border-radius: 50%; width: 20px; height: 20px; display: flex; align-items: center; justify-content: center; margin: 5px auto;">3</div>	<p style="text-align: center;"><b><u>Rubberband Challenge</u></b></p> Use steps of the problem solving method Use appropriate design techniques Assemble final prototype/ product	➤ Stopping project	xxxxxxx
Unit 8 <div style="border: 1px solid red; border-radius: 50%; width: 20px; height: 20px; display: flex; align-items: center; justify-content: center; margin: 5px auto;">2</div>	<p style="text-align: center;"><b><u>Make a product better</u></b></p> Use steps of the problem solving method Use appropriate design techniques Assemble final prototype/ product	➤ Product design	
		➤	
		➤	