







Cornwall-Lebanon School District Curriculum Overview

Visual Communications 3 – 10th – 12th Grade

length of time in weeks	Concepts & Competencies	Common Assessments	Academic Standards (PA Core if applicable)
Unit 1  2	<p style="text-align: center;"><u>Line Art Screen</u></p> Use Photoshop tools to combine text and graphics to create a multicolor design. Use Photoshop editing tools to manipulate a multi-color design.	<ul style="list-style-type: none"> ➤ Single color screen print 	xxxxxxxx
Unit 2  2	<p style="text-align: center;"><u>Gradation screen</u></p> Use appropriate design techniques. Use appropriate process for design production. Print final product.	<ul style="list-style-type: none"> ➤ Multi- color screen print 	xxxxxxxx
Unit 3  5	<p style="text-align: center;"><u>4 color process CMYK screen</u></p> Use appropriate design techniques. Use appropriate process for design production. Print final product.	<ul style="list-style-type: none"> ➤ CYMK 4 color process screen print 	xxxxxxxx
Unit 4  3	<p style="text-align: center;"><u>Digital posterization screen</u></p> Use appropriate design techniques. Use appropriate process for design production. Print final product.	<ul style="list-style-type: none"> ➤ Multi- color screen print 	xxxxxxxx
Unit 5  2	<p style="text-align: center;"><u>Gradient Map screen</u></p> Use appropriate design techniques. Use appropriate process for design production. Print final product.	<ul style="list-style-type: none"> ➤ Multi -color Screen print 	xxxxxxxx
Unit 6  2	<p style="text-align: center;"><u>T-shirt Design</u></p> Use appropriate design techniques.	<ul style="list-style-type: none"> ➤ Computer Design projects 	xxxxxxxx

	<p>Use appropriate process for design production. Print final product.</p>		
<p>Unit 7</p> <div style="border: 1px solid red; border-radius: 50%; width: 20px; height: 20px; display: flex; align-items: center; justify-content: center; margin: 5px;">2</div>	<p style="text-align: center;"><u>Embroidery</u></p> <p>Use appropriate design techniques. Use appropriate process for design production. Print final product.</p> <p style="text-align: center;"><u>Heat transfer vinyl</u></p> <p>Use appropriate design techniques. Use appropriate process for design production. Print final product.</p>	<ul style="list-style-type: none"> ➤ Embroidery project ➤ Vinyl project 	<p>xxxxxxxx</p>