

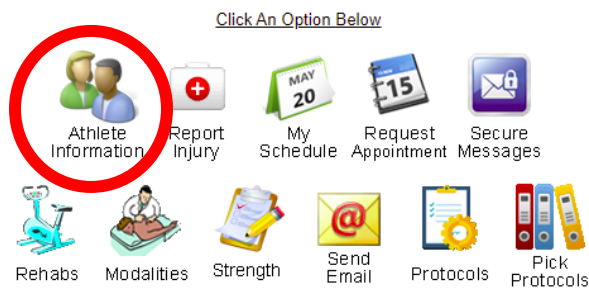
Instructions for Verifying Forms

These instructions are for athletes that have filled out the PIAA Physical Forms on ATS in previous school years. By following these directions, athletes/parents/guardians can verify athlete information and avoid refilling out some of the physical information.


*****If any medical changes occurred during the previous year, the forms will need to be recompleted and cannot be verified*****

*****Section 7 of the physical must be completed yearly*****

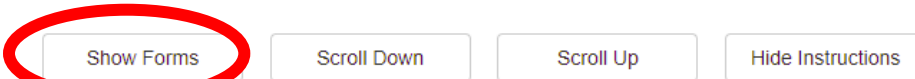
1. Begin by logging into ATS
2. Click on "Athlete Information"



3. Click on the "Forms" tab



4. Click on "Show Forms"



Please choose a form name and click New to start a new form. Choose a form name and a date to view that existing form. Read all questions and click Yes/No, enter a range value or enter an explanation to those that apply.


5. A list of all the Physical Forms and the Risk of Injury Form will show up with the date and time that they were completed
6. Select which form to verify by clicking "View Form Below"

01/26/2021 08:37:42 PM	PIAA 2 Certification Of Parent Guardian		<input type="button" value="View Form Below"/>
01/26/2021 08:36:15 PM	PIAA 5 Supplemental Acknowledgement Waiver and Release Covid19		<input type="button" value="View Form Below"/>
01/26/2021 08:35:48 PM	PIAA 1 Personal and Emergency Information		<input type="button" value="View Form Below"/>
01/26/2021 08:34:39 PM	PIAA 3 Student Parent Understanding of Risk of Concussion and Traumatic Brain Injury		<input type="button" value="View Form Below"/>

7. Then scroll to the bottom of the page, click and read through all pages of each form, **making sure no changes need to be done**

8. Click the agree box and electronically sign the name of the athlete and parent/guardian in the appropriate box

Please read the [Electronic Record and Signature Disclosure](#)

agree to use electronic records and signatures. 

Athlete/Student Signature


* Signed By: 

Parent/Guardian Signature

* Signed By: 

9. Finally, click the red "Verify" button

10. A green "Verify Complete!" box will appear at the top of the screen, this means the information is complete



11. Repeat steps 6-10 for each form